



EFIM General Assembly 2014

Treasurer Report

Faustino Ferreira



2013 – Overview

	Budget approved	Forecasted result	Final result
expenditure	€ 155.000,00	€ 189.598,58	€ 179.000,33
incomes	€ 161.400,00	€ 160.554,25	€ 154.827,44
result	€ 6.400,00	-€ 29.044,33	€ - 24.172,89



EFIM



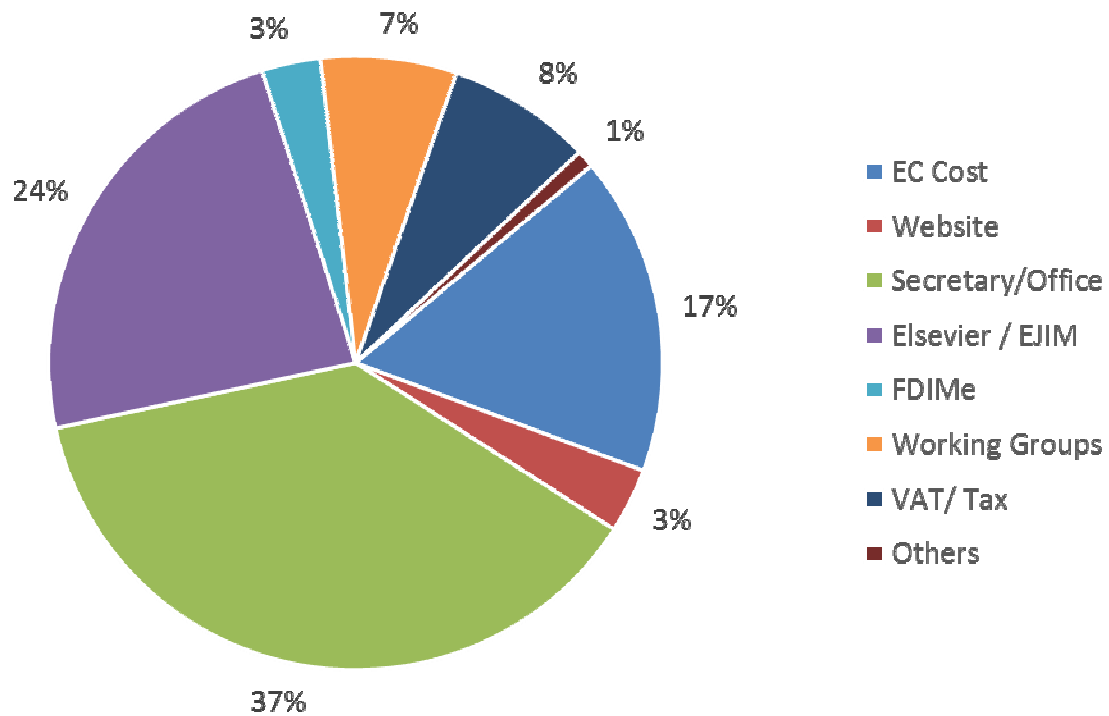
2013 Expenditure

	Budget approved	Final 31/12/2013
EC Cost:	€ 25.000,00	€ 30.134,96
Website	€ 3.000,00	€ 6.093,23
Secretary/Office expenses	€ 55.000,00	€ 67.043,33
EJIM	€ 42.000,00	€ 42.055,99
FDIME	€ 5.000,00	€ 5.534,40
Working Groups:	€ 15.000,00	€ 12.787,25
VAT / Tax	€ 10.000,00	€ 13.698,32
Others	€ 0,00	€ 1.652,85
Total expenditure	€ 155.000,00	€ 179.000,33



2013 Expenditure

Final Result





2013 Expenditure Details

	Budget approved	Final 31/12/2013
EC Expenses		
Travel Hotel / EC expenses	€ 20.000,00	€ 20.638,85
Meetings Expenses	€ 2.000,00	€ 2.400,00
Other costs	€ 1.000,00	€ 4.781,66
Conference Calls	€ 2.000,00	€ 2.314,45
Total expenditure	€ 25.000,00	€ 30.134,96



EFIM



2013 EJIM Cost

EJIM/Elsevier :	Budget approved	Final 31/12/2013
Elsevier	€ 500,00	€ 183,75
EJIM – Silvia Malosio	€ 40.000,00	€ 40.000,00
Travel/Hotel Expenses (EJIM)	€ 1.500,00	€ 1.872,24
Total expenditure	€ 42.000,00	€ 42.055,99



2013 Working Groups cost

	Budget approved	Final result
Working Groups:		
Young internists group	3.000,00	6.385,27
Quality of Care & Professional Issues	3.000,00	2.039,34
Core competencies	3.000,00	1.983,60
Exchange	3.000,00	1.200,00
Rare Diseases	3.000,00	1.179,04
Task Force Group		0,00
Total	15.000,00	12.787,25




EFIM

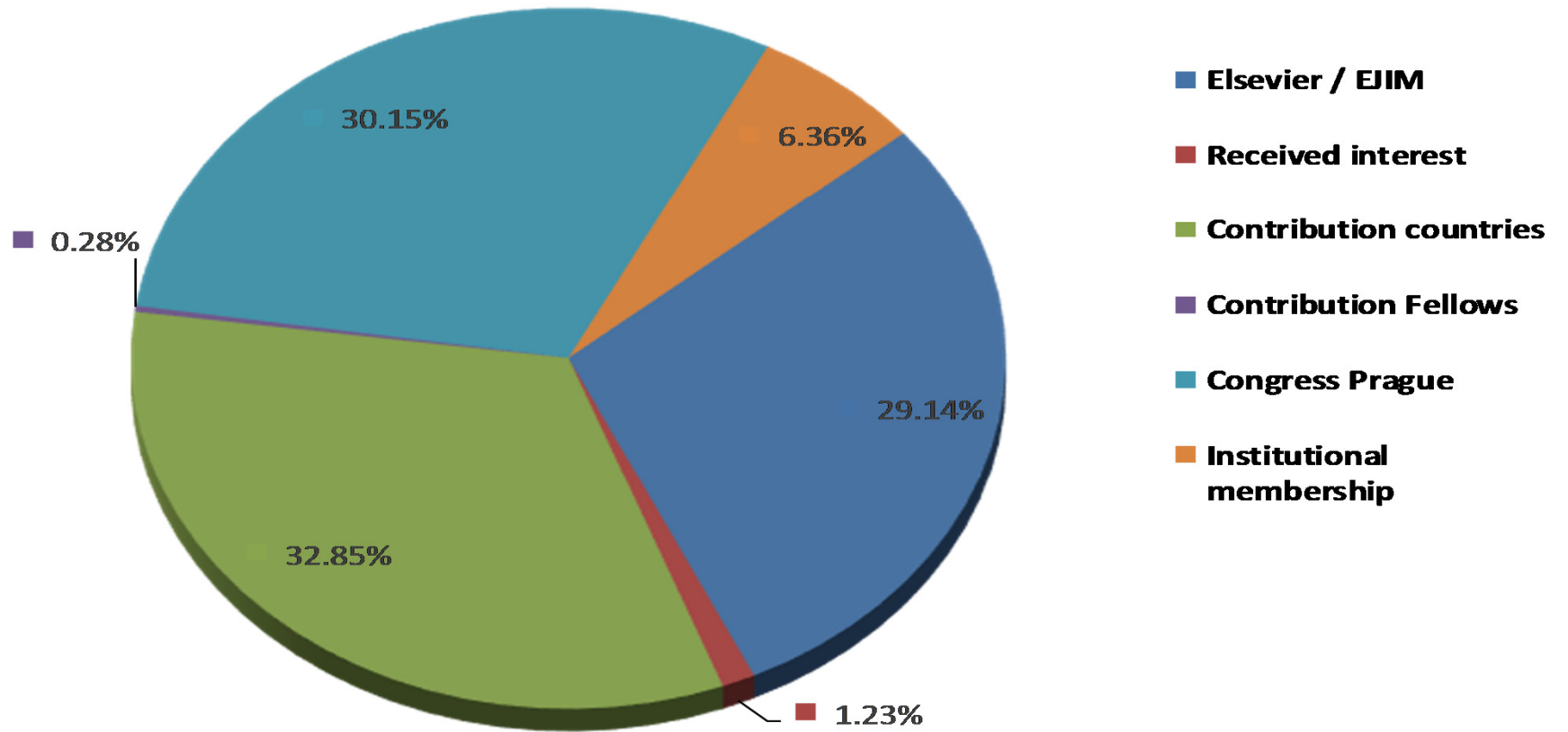


2013 Income

	Budget approved	Final 31/12/2013
EJIM/Elsevier	€ 50.000,00	€ 45.832,66
Received interest	€ 400,00	€ 1.938,53
Contribution Countries	€ 50.000,00	€ 51.671,25
Credit Memos members		€ -2.480,00
Contribution Fellows	€ 1.000,00	€ 435,00
Congress EFIM-13 Prague	€ 50.000,00	€ 47.430,00
Corporate memberships	€ 10.000,00	€ 10.000,00
Total Receipts	€ 161.400,00	€ 154.827,44



Income 2013





2013 National Societies contribution

2013 Countries	N° of members	EU 1,25 p.m.	
		value	payment date
02. AUSTRIA	860	1,075.00 €	1/15/2013
03. BELGIUM	280	350.00 €	1/10/2013
04. CZECH. REP.	1465	1,831.25 €	2/1/2013
06. ESTONIA	115	143.75 €	4/9/2013
07. FINLAND	1594	1,992.50 €	12/27/2012
08. FRANCE	1051	1,313.75 €	12/28/2012
09. GERMANY	7604	9,505.00 €	12/20/2012
10. GREECE	600	750.00 €	16-04-2013
12. ICELAND	200	250.00 €	28-Dec-12
13. IRELAND	40	50.00 €	
14. ISRAEL	578	705.50 €	1/22/2013
15. ITALY	1445	1,806.25 €	1/24/2013
16. LATVIA	298	372.50 €	19-Dec-12
17. LITHUANIA	50	62.50 €	12/5/2012
19. MALTA	51	63.75 €	12/24/2012
21. NETHERLANDS	2000	2,500.00 €	12/20/2012
22. NORWAY	910	1,137.50 €	
23. POLAND	508	635.00 €	8/30/2013
24. PORTUGAL	1814	2,267.50 €	16-04-2013
25. ROMANIA	672	840.00 €	19-Dec-12
26. SLOVAKIA	863	1,078.75 €	12/27/2012
27. SLOVENIA	653	816.25 €	16-Jan-13



2013 National Societies contribution

2013	N° of members	EU 1,25 p.m.	
Countries		value	payment date
28. SPAIN	4803	6,003.75 €	1/10/2013
29. SWEDEN	1612	2,015.00 €	
30. SWITZERLAND	3462	4,327.50 €	1/18/2013
32. TURKEY	1444	1,805.00 €	1/3/2013
33. UNITED KINGDOM	2415	3,018.75 €	12/27/2012
35. SERBIA	385	481.25 €	23-04-2013
36. RUSSIA	950	1,187.50 €	14-05-2013
37. FADOI	2138	2,672.50 €	12/21/2012
38. MOROCCO	210	262.50 €	19-04-2013
39. TUNISIA	94	117.50 €	1/17/2013
40. CYPRUS	53	66.25 €	12/18/2012
41. ALBANIA	120	150.00 €	3/12/2013
TOTAL			
PAID		51,654.25	
Paid for 3 years			
Did not pay 2013 Membership			



2013 – Final Result

	Budget approved	Final result
expenditure	€ 155.000,00	€ 179.000,33
incomes	€ 161.400,00	€ 154.827,44
result	€ 6.400,00	€ - 24.172,89



EFIM



2013 Bank account evolution

	31/12/2012	30/06/2013	31/12/2013
Current account	41.073,07	151.360,23	98,942.01
Saving account	206.185,06	206.185,06	207.626,84
Total	247.258,13	357.545,29	306.568,85



EFIM 2013 Annual Accounts





EFIM 2014 Accounts

Current situation



EFIM 2014 Accounts - expenditure

	Budget				
	approved	30/04/2014	30/06/2014	31/08/2014	Forecast
EC Cost:	€ 29.000,00	1.929,05	6.080,41	9.336,57	20.500,00
Website	€ 6.000,00	5.523,95	6.181,70	8.045,77	12.000,00
MCI / Congrex / Secretariat	€ 66.876,12	22.462,78	33.841,97	42.984,08	42.984,08
Elsevier / EJIM Silvia Malosio	€ 43.500,00	10.000,00	20.504,00	20.504,00	43.000,00
EFIM Office / Secretariat				1.429,82	30.500,00
FDIME	€ 5.000,00	5.000,00	5.000,00	5.000,00	5.000,00
Working Groups:	€ 19.000,00	3.903,75	5.561,99	5.769,79	15.500,00
VAT / Tax	€ 10.800,00	7.224,79	7.224,79	7.555,80	13.715,16
Others	€ 10.000,00	1.190,88	1,314,62	1.601,25	5.000,00
Total expenditure	€ 190.176,12	56.524,32	84.947,35	102.227,08	188.199,24



EFIM 2014 Accounts - income

	Budget	Actual			
	approved	30/04/2014	30/06/2014	31/08/2014	forecast
EJIM/Elsevier	€ 45.000,00	57.340,52	57.340,52	60.884,37	63.384,37
Received interest	€ 3.000,00	6,64	6,64	36,09	3.000,00
Contribution Countries	€ 82.066,00	85.370,50	85.154,50	85.154,50	85.274,50
Contribution Fellows	€ 900,00	135,00	135,00	135,00	135,00
Congress EFIM-13 Prague	€ 50.000,00				50.000,00
Corporate memberships	€ 10.000,00		10.000,00	10.000,00	10.000,00
Total Receipts	€ 190.966,00	142.852,66	152.636,66	156.209,96	211.793,87



2014 – Result Preview

	Budget approved	Forecast
expenditure	€ 190.176,12	€ 188.199,24
incomes	€ 190.966,00	€ 211.793,87
result	€ 789,88	€ 23.594,63



2014 Bank account evolution

	31/12/2013	30/06/2014	27/09/2014
Current account	98,942.01	168.454,62	151.991,85
Saving account	207.626,84	207.632,48	207.632,48
Total	306.568,85	376.087,10	359.624,33



The future of EFIM

EFIM Accounts 2015



EFIM Budget 2015

Income	Income Forecast approved
EJIM / Elsevier	€ 65,000.00
Interest	€ 3,000.00
Membership - Nat. societies	€ 85,000.00
Fellowship	€ 0.00
Congress 2015 Moscow	€ 50,000.00
Institutional Membership	€ 10,000.00
TOTAL Income	€ 213,000.00

NET RESULT € 1,872.27

Estimated Expenses	Initially Approved Budget - EXPENSES
Executive committee	€ 45,000.00
EFIM Office	€ 70,099.53
EJIM Editor	€ 44,100.00
FDIME	€ 5,000.00
EFIM Website	€ 9,120.00
EFIM Working Groups	€ 12,000.00
EFIM Subcommittees	€ 3,500.00
Marketing	€ ,708.20
VAT - Tax - Patrimony Tax	€ 13,500.00
Bank Charges	€ 500.00
EFIM Projects	€ 4,000.00
TOTAL Expenses	€ 211,127.73



EFIM 2015 Proposed Accounts





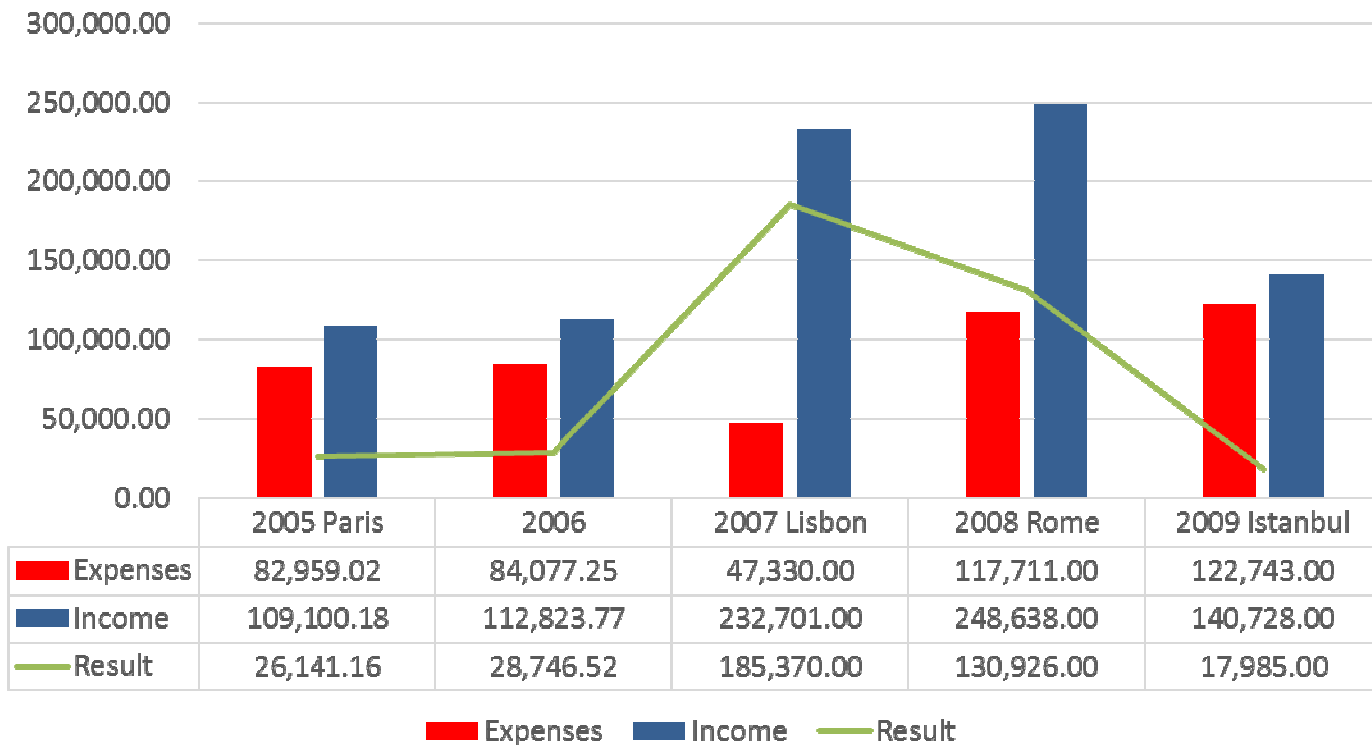
EFIM account evolution 2005 - 2014

	2005	2006	2007	2008	2009
EFIM congresses	5th Paris		6th Lisbon	7th Rome	8th Istanbul
Income	109,100.18 €	112,823.77 €	232,701.00 €	248,638.00 €	140,728.00 €
Expenses	82,959.02 €	84,077.25 €	47,330.00 €	117,711.00 €	122,743.00 €
Result	26,141.16 €	28,746.52 €	185,370.00 €	130,926.00 €	17,985.00 €



EFIM account evolution 2005 - 2014

EFIM Account Evolution





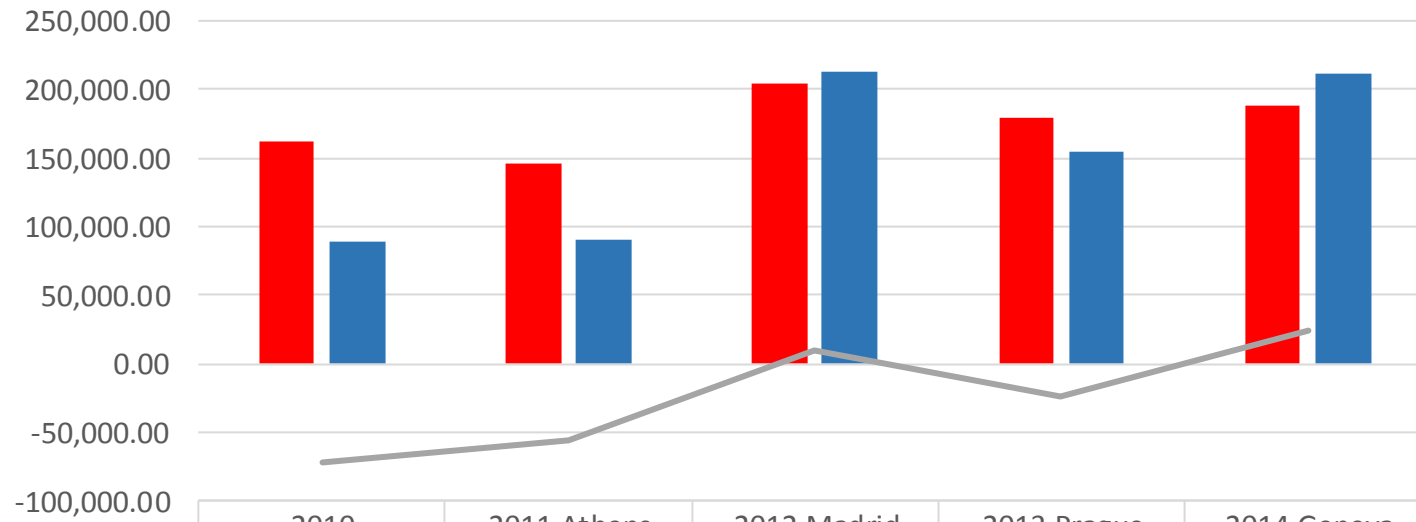
EFIM account evolution 2005 - 2014

	2010	2011	2012	2013	2014
EFIM congresses		10th Athens	11th Madrid	12th Prague	13th Geneva
Income	€ 89,135.00	€ 91,042.55	€ 213,585.88	€ 154,827.44	€ 211,793.87
Expenses	€ 161,519.00	€ 146,430.47	€ 204,108.65	€ 179,000.33	€ 188.199,24
Result	-€ 72,383.00	-€ 55,387.92	€ 9,477.23	-€ 24,172.89	€ 23.594,63



EFIM account evolution 2005 - 2014

EFIM Account Evolution



	2010	2011 Athens	2012 Madrid	2013 Prague	2014 Geneva
Expenses	161,519.00	146,430.47	204,108.65	179,000.33	188,199.24
Income	89,135.00	91,042.55	213,585.88	154,827.44	211,793.87
Result	-72,383.00	-55,387.92	9,477.23	-24,172.89	23,594.63

Expenses Income Result